Single Worm Reducer 1단 웜 감속기

MODEL	축배치 및 회전방향	도 면

WU-50

W≒7kg

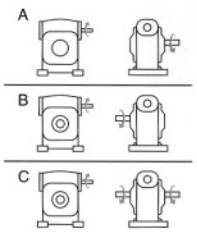

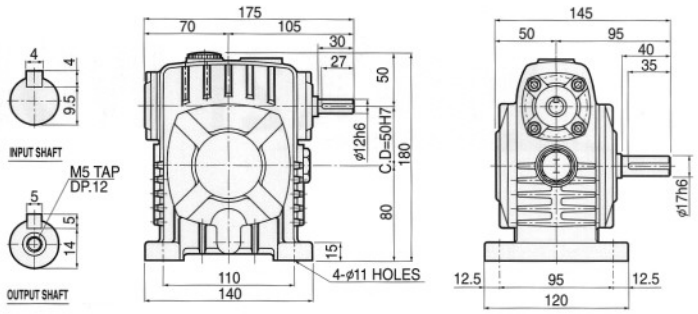

WB-50

W≒7kg

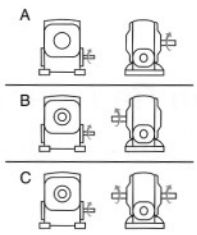

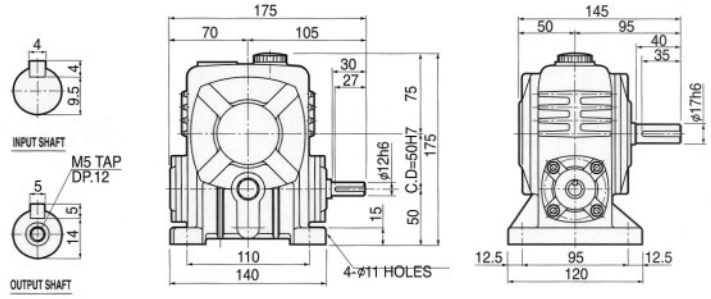

WV-50

W≒7kg

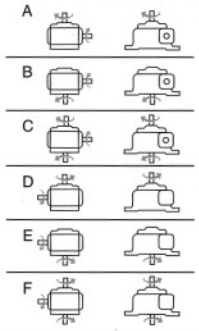

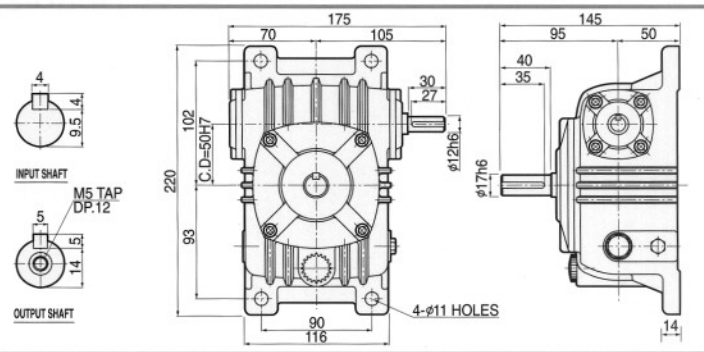

전동능력표

수치는 1일 8~10시간 연속 운전이고 균일 하중의 수치입니다.

INPUT rpm / RATIO	1800				1500				1200			
	INPUT HP	OUTPUT HP	OUTPUT T kgf-m	OUTPUT O.H.L kgf	INPUT HP	OUTPUT HP	OUTPUT T kgf-m	OUTPUT O.H.L kgf	INPUT HP	OUTPUT HP	OUTPUT T kgf-m	OUTPUT O.H.L kgf
1/10	1.43	1.15	4.59	100	1.31	1.03	4.94	107	1.16	0.90	5.40	115
1/15	1.07	0.81	4.89	115	0.97	0.73	5.22	115	0.82	0.60	5.43	115
1/20	0.65	0.48	3.85	115	0.58	0.43	4.13	115	0.51	0.37	4.48	115
1/25	0.76	0.54	5.40	115	0.53	0.37	4.51	115	0.47	0.32	4.86	115
1/30	0.68	0.45	5.43	115	0.58	0.37	5.43	115	0.48	0.30	5.43	115
1/40	0.44	0.28	4.50	115	0.40	0.25	4.80	115	0.35	0.21	5.16	115
1/50	0.39	0.23	4.65	115	0.35	0.20	4.94	115	0.31	0.17	5.29	115
1/60	0.31	0.19	4.35	115	0.28	0.16	4.60	115	0.24	0.12	4.87	115

INPUT rpm / RATIO	900				600				300			
	INPUT HP	OUTPUT HP	OUTPUT T kgf-m	OUTPUT O.H.L kgf	INPUT HP	OUTPUT HP	OUTPUT T kgf-m	OUTPUT O.H.L kgf	INPUT HP	OUTPUT HP	OUTPUT T kgf-m	OUTPUT O.H.L kgf
1/10	0.89	0.68	5.43	115	0.60	0.45	5.43	115	0.30	0.22	5.43	115
1/15	0.63	0.45	5.43	115	0.43	0.30	5.43	115	0.22	0.15	5.43	115
1/20	0.43	0.31	4.94	115	0.32	0.22	5.43	115	0.17	0.11	5.43	115
1/25	0.39	0.25	5.32	115	0.27	0.19	5.43	115	0.15	0.09	5.43	115
1/30	0.37	0.23	5.43	115	0.25	0.15	5.43	115	0.15	0.07	5.43	115
1/40	0.28	0.17	5.43	115	0.20	0.11	5.43	115	0.11	0.05	5.43	115
1/50	0.24	0.12	5.43	115	0.17	0.09	5.43	115	0.09	0.04	5.43	115
1/60	0.21	0.11	5.34	115	0.15	0.07	5.43	115	0.08	0.03	5.43	115