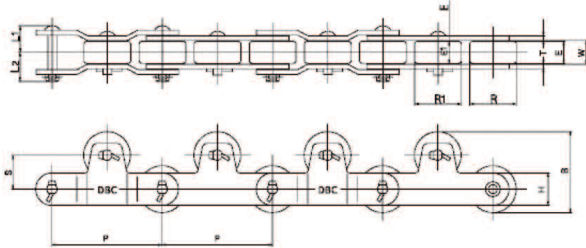


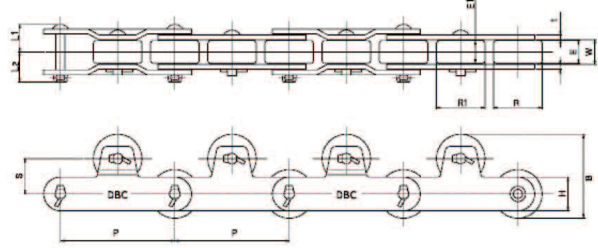
Top Roller Conveyor Chains

톱 로울러 컨베이어 체인

TR-1 Type



TR-2 Type



* When ordering, please indicate spacing for installation breaks of top rollers
 * 주문시에는 톱로울러의 부착 간격을 명시하여 주십시오.

unit : mm

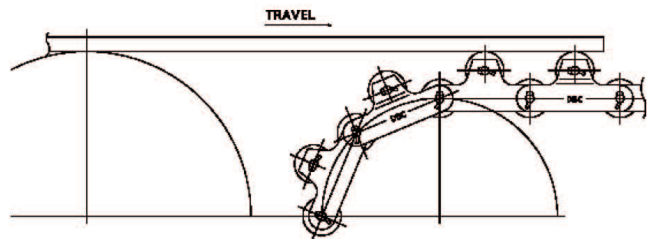
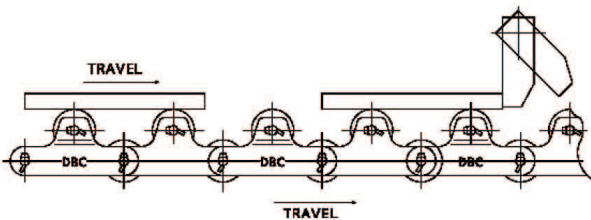
DONG BO Chain No.	Pitch P	Approx weight	Roller		Inner Width W	Plate		Pin		S	Top Roller		B	Type	Add. weight per top roller (kg/each)	Max. Allowable Load per top roller (kg/each)	
			R	E		T	H	L1	L2		R1	E1				Standard series	Heavy series
DBC 03075R-TR	75	2.7										PL20					
DBC 03100R-TR	100	2.3	31.8	15.5	16.1	3.2	22	18	20	23.1	40	RL13	59	☆	0.18	35	60
DBC 05100R-TR	100	5.0															
DBC 05100R-TR	150	4.1	40	19	22	4.5	32	25	28.5	30	40	19	70	TR1	0.26	65	105
DBC 03100R-TR	150	5.5	44.5	23	27	6.3	28.6	31	34.5	30	40	23	72.2	TR1	0.35	80	130
DBC 10150R-TR	150	7.9	50.8	27	30	6.3	38.1	33	36	30	50.8	27	80.8	TR1	0.56	115	195
DBC 6250R-TR	152.4	12.1	57.2	32	37.1	7.9	44.5	40.5	43	37.8	57.2	32	95	TR1	0.91	150	255
DBC 12200R-TR	200	11.4	65	32	37.1	7.9	44.5	40.5	43	45	65	32	110	TR1	1.15	150	255
DBC 17200R-TR	200	18.8	80	44	51.4	9.5	50.8	51.5	58	65	80	44	145	TR2	2.58	250	420

Note) ☆=Pin Link plate : 20, Roller Link plate : 13

주) ☆표시 치수는 링크플레이트가 절곡되지 않은 평행형이므로 핀링크플레이트:20, 로울러 링크플레이트:13입니다.

Application of Attachment

사용예



- Temporary stop and accumulate of items without halting the entire line.
- Transporting, stopping and accumulating in same conveyor line.
- 체인을 연속가동하여, 운반물을 스톱퍼 (Stopper) 에 의해 저장 (Stock)
- 동일 체인상에서 수송, 정지작업을 동시에 시행

- Top roller can absorb shock on impact for movement
- 이재시 충격완화